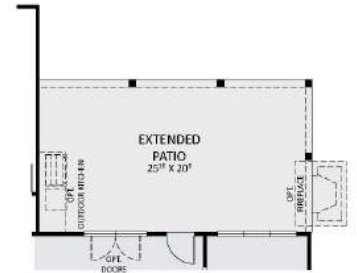
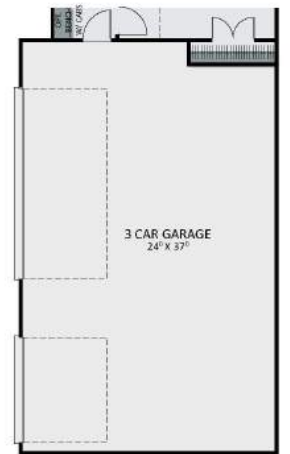




- 4 BED
- 3 BATH
- 2,650 SQ. FT.
- 2 CAR GARAGE
- FORMAL DINING ROOM
- BREAKFAST AREA
- 1 STORY



OPT. EXTENDED PATIO



OPT. 3 CAR GARAGE



ELEVATION-A



4 BED

3 BATH

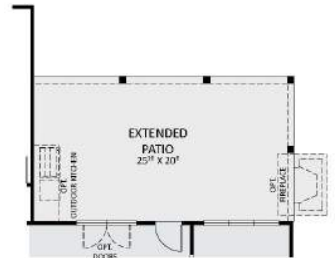
3,254 SQ. FT.

2 CAR GARAGE

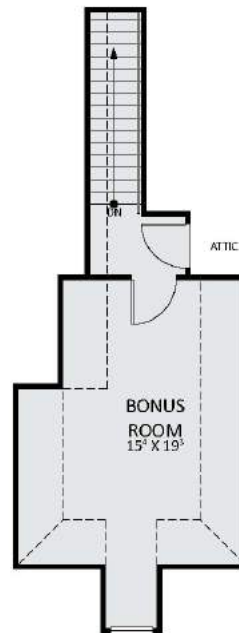
FORMAL DINING ROOM

BREAKFAST AREA

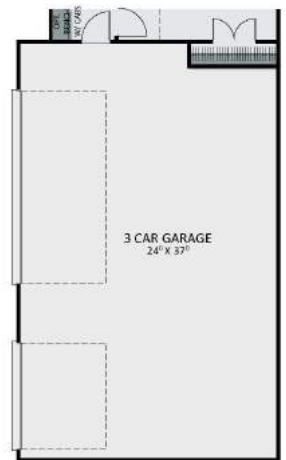
1 STORY



OPT. EXTENDED PATIO



BONUS ROOM
15' X 19'



OPT. 3 CAR GARAGE



ELEVATION-B